

VISUAL PRESETs for Erik Wahl presentation

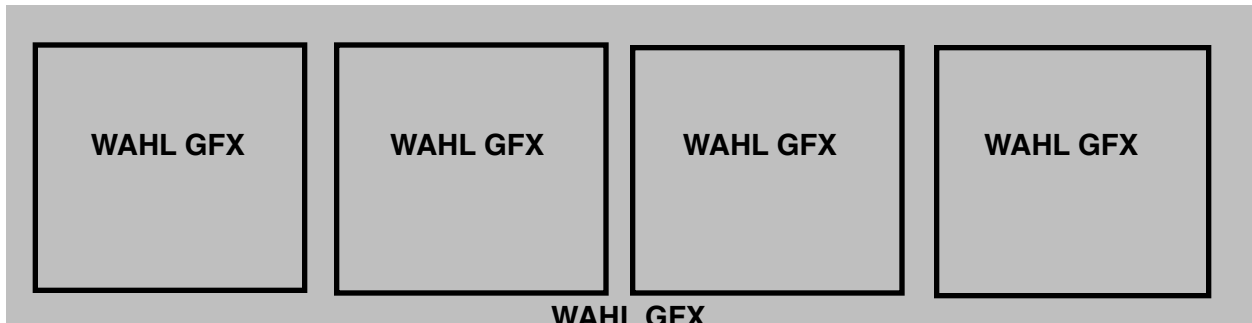
This is a guideline for creating PRESETS for Erik Wahl's presentation. Presets PIPS consist of "WAHL GFX" (aka lap-top feed), as well as I-MAG PIPS.

The layout of the WAHL GFX is 16X9, and I know this could cause some "problems" with some of the different screen ratios, since every event has a slightly different screen size. If the top and bottom of our graphics is cut off a bit, due to this ratio issue, it is ok. We are going for a visual effect and impact with these looks.

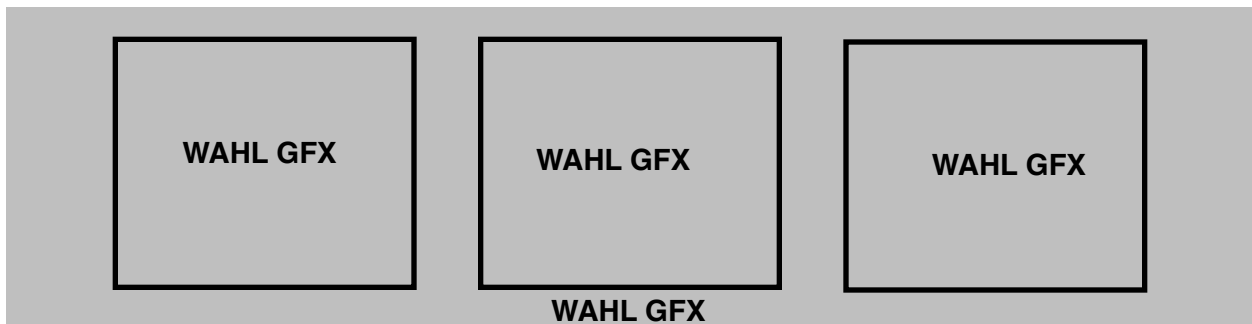
Thus I am giving an exhaustive amount of options in which we can hopefully have a solid amount of preset options to work from.



1. Stretched WAHL GFX



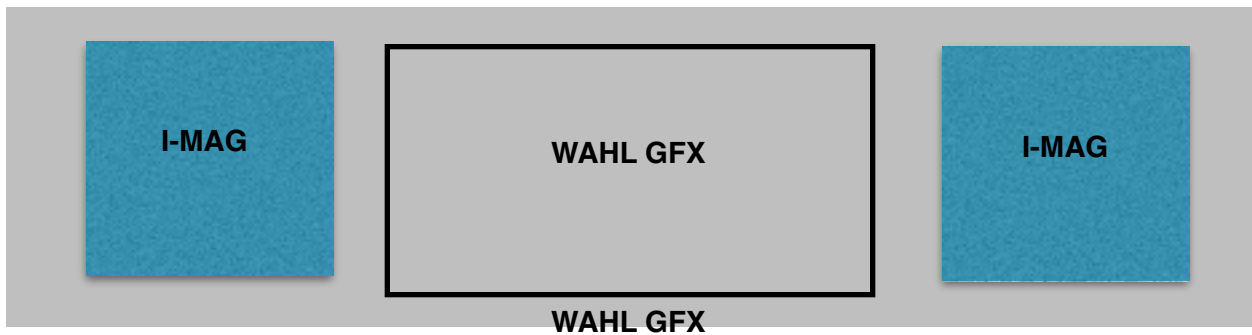
2. Stretched WAHL GFX with 4 WAHL GFX pips



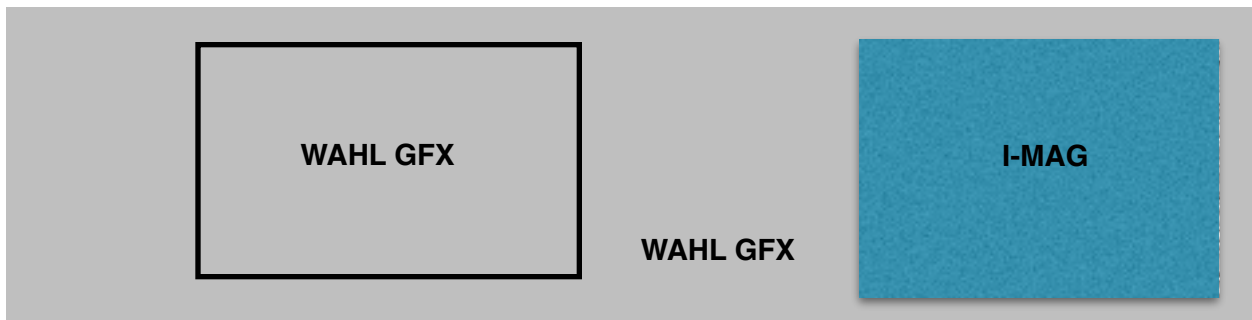
3. Stretched WAHL GFX with 3 WAHL GFX pips



4. Stretched WAHL GFX with 2 WAHL GFX pips & 2 I-MAG pips



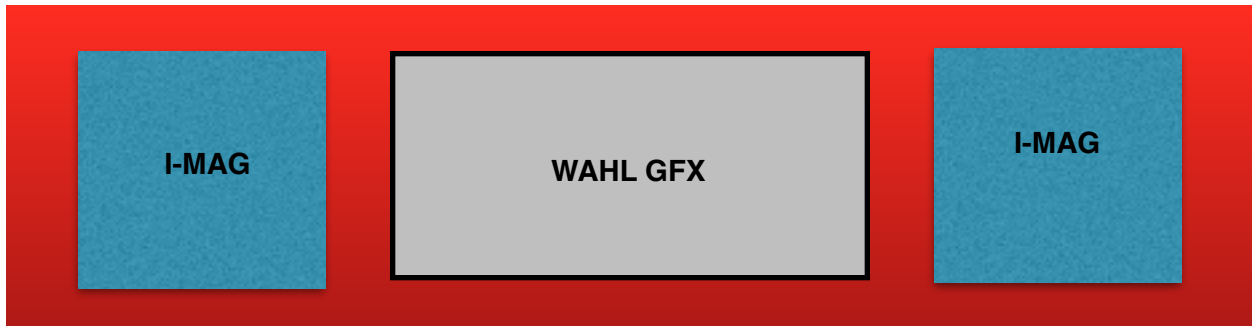
5. Stretched WAHL GFX with 1 center WAHL GFX pip & 2 I-MAG pips



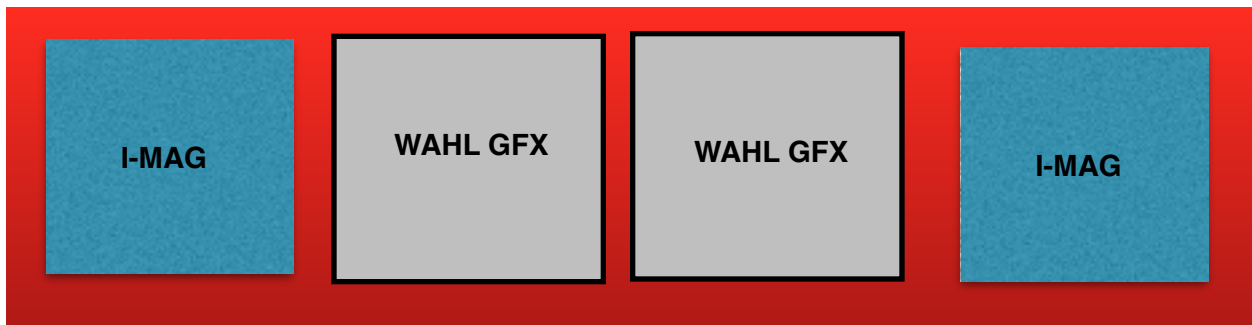
6. Stretched WAHL GFX with 1 WAHL GFX pip & 1 I-MAG pips



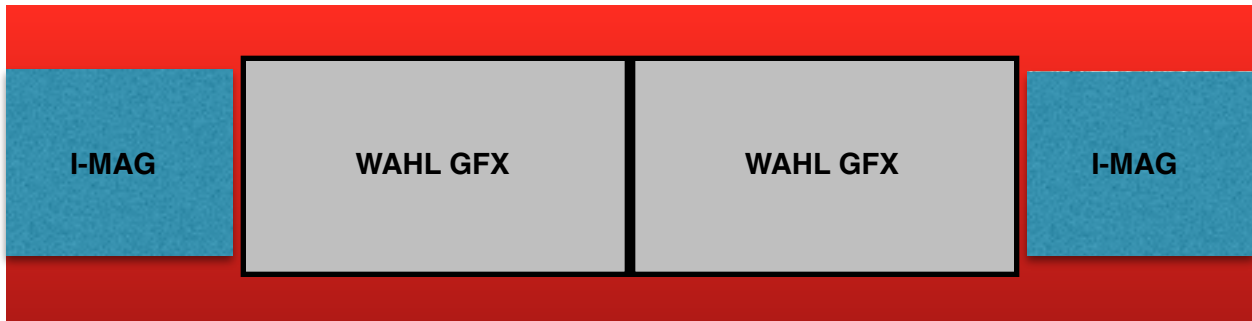
7. Stretched WAHL GFX with 2 WAHL GFX pips & 1 I-MAG pips in the center



8. Different background (*background A*). This will be another creative painting look. Something with movement if possible. GFX center. I-MAG outside.



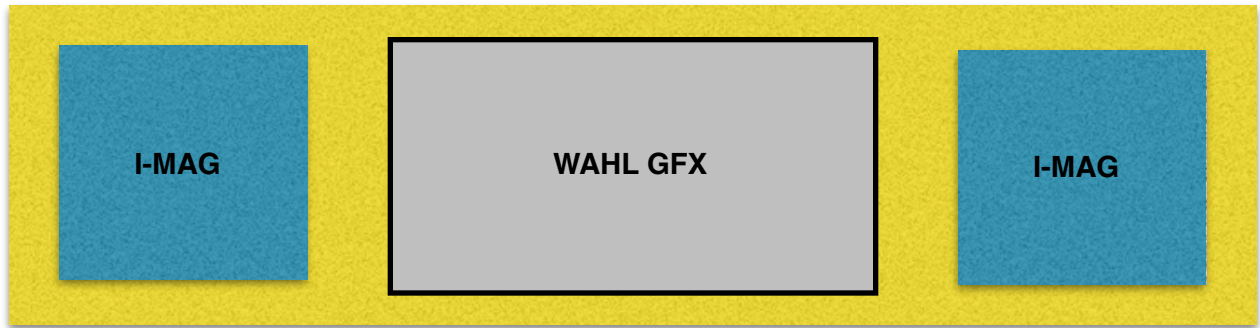
9. *Background A* — slightly different look.




10. *Background A* — slightly different look.



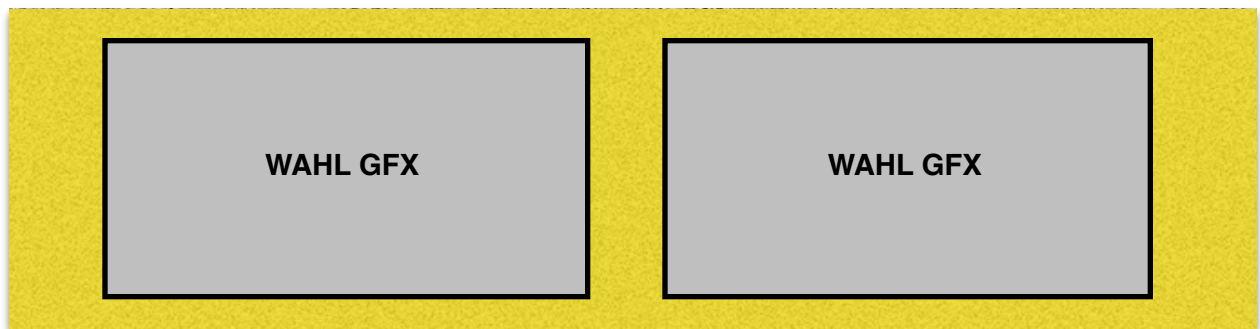
11. *Background A* — slightly different look. This one is slightly “experimental” — if we can build it, lets test it out.



12. Different background (*background B*). This will be our Standard SPEAKING LOOK— standard background. GFX in the middle. I-mag on the outside.



13. *Background B*. I-MAG in the middle. GFX on the outside.



14. Standard SPEAKING LOOK— standard background. double GFX. (this is a video only mode / no painting involved)